













Scara Robots with Standard, High-speed, Dust-/Splash-proof, Wall-/Ceiling-mount and Cleanroom Specification

Series	View	Arm length (mm) and max. composite speed (mm/s)									Standard cycle time (*1) (sec)	Load capacity (*2)		Z-axis stroke		Model	Z-axis push force		
		120	150	180	250	350	500	600	700	800		Rated	Maximum	Standard	Optional		Minimum (Current-limiting value: 40%)	Maximum (Current-limiting value: 70%)	
		mm	mm	mm	mm	mm	mm	mm	mm	mm		(kg)	(kg)	(mm)			(N)		
NNN (Standard)		2053 mm/s									0.35	0.2	1	50	-	IX-NNN1205	9.8	17.8	
			2304 mm/s									0.35	0.2	1	50	-	IX-NNN1505	9.8	17.8
				2555 mm/s								0.38	0.2	1	50	-	IX-NNN1805	9.8	17.8
					3191 mm/s						0.40	1	3	150	-	IX-NNN2515H	58	111	
						4042 mm/s					0.42	1	3	150	-	IX-NNN3515H	58	111	
							6381 mm/s				0.39	2	10	200	300	IX-NNN5020H/30H	93	181	
NSN (High-speed)							5007 mm/s				0.28	1	3	160	-	IX-NSN5016H	116	196	
								5583 mm/s				0.29	1	3	160	-	IX-NSN6016H	116	196
NNW (Dustproof/splash-proof)					3191 mm/s						0.45	1	3	150	-	IX-NNW2515H	58	111	
						4042 mm/s						0.47	1	3	150	-	IX-NNW3515H	58	111
							6381 mm/s				0.43	2	10	200	300	IX-NNW5020H/30H	93	181	
								7232 mm/s			0.47	2	10	200	300	IX-NNW6020H/30H	93	181	
TNN (Wall-mount)						3616 mm/s					0.41	1	3	150	-	IX-TNN3015H	58	111	
							4042 mm/s					0.42	1	3	150	-	IX-TNN3515H	58	111
UNN (Inverse Wall-mount)						3616 mm/s					0.41	1	3	150	-	IX-UNN3015H	58	111	
							4042 mm/s					0.42	1	3	150	-	IX-UNN3515H	58	111
HNN (Ceiling-mount)							6381 mm/s				0.39	2	10	200	-	IX-HNN5020H	93	181	
								7232 mm/s			0.43	2	10	200	-	IX-HNN6020H	93	181	
									7010 mm/s			0.42	5	20	200	400	IX-HNN7020H/40H	146	304
										7586 mm/s		0.43	5	20	200	400	IX-HNN8020H/40H	146	304
INN (Inverse Ceiling-mount)							6381 mm/s				0.39	2	10	200	-	IX-INN5020H	93	181	
								7232 mm/s			0.43	2	10	200	-	IX-INN6020H	93	181	
									7010 mm/s			0.42	5	20	200	400	IX-INN7020H/40H	146	304
										7586 mm/s		0.43	5	20	200	400	IX-INN8020H/40H	146	304
NNC (Cleanroom)		2053 mm/s									0.38	0.2	1	50	-	IX-NNC1205	9.8	17.8	
			2304 mm/s									0.38	0.2	1	50	-	IX-NNC1505	9.8	17.8
				2555 mm/s								0.41	0.2	1	50	-	IX-NNC1805	9.8	17.8
					3191 mm/s						0.44	1	3	150	-	IX-NNC2515H	58	111	
						4042 mm/s					0.46	1	3	150	-	IX-NNC3515H	58	111	
							6381 mm/s				0.41	2	10	200	300	IX-NNC5020H/30H	93	181	
							7232 mm/s			0.45	2	10	200	300	IX-NNC6020H/30H	93	181		
								7010 mm/s		0.45	5	20	200	400	IX-NNC7020H/40H	146	304		
									7586 mm/s		0.46	5	20	200	400	IX-NNC8020H/40H	146	304	

(*1) The cycle time was measured on the IX-NNN120/150/180 based on reciprocating movements over a horizontal distance of 100 mm and vertical distance of 25 mm, carrying a 0.2-kg load.
 (IX-NNN250/350/500/600: horizontal distance of 300 mm, vertical distance of 25 mm, carrying a 2-kg load; IX-NNN700/800: horizontal distance of 300 mm, vertical distance of 25 mm, carrying a 5-kg load)
 (*2) The rated load capacity indicates the maximum weight that can be operated at the maximum speed and rated continuous acceleration.
 The maximum load capacity indicates the maximum weight that can be transferred at lower speed and acceleration.